



225-101P-52S



225-100J-52S



Overview

Amphenol RF's line of 2.2-5 connectors are a compact version of the previously released 4.3/10 connector series, with a 53% smaller footprint. This connector series is lightweight and can accommodate thick, low loss cables up to a half inch. The robust design makes these connectors ideal for both indoor and outdoor applications.

The 2.2-5 connector series is designed to meet the needs of applications which require low PIM in order to avoid interference in network quality during high speed data transmission. It offers flexibility in installation with the ability to blind mate.

Features and Benefits

- Excellent low PIM performance
- Lightweight, compact design
- Optimized for 1/4, 3/8 and 1/2 inch corrugated cables
- Ideal for outdoor applications

Applications

- Small Cells
- Mobile Networks
- Distributed Antenna Systems (DAS)
- Low Power Base Stations
- In-Building Architecture
- MIMO Antennas
- Test & Measurement

Amphenol RF

Four Old Newtown Road
Danbury, CT 06810

For more information visit www.amphenolrf.com
or call 800.627.7100

Ordering Information

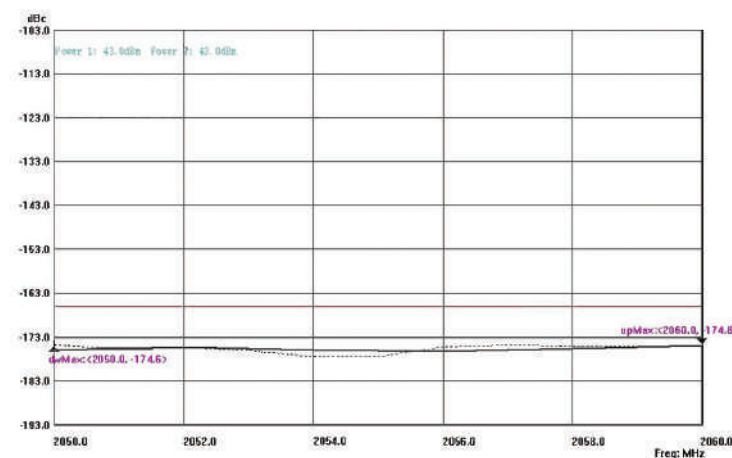
Cable Mount Connectors

Part Number	Description
225-108J-52S	Bulkhead Jack for RG-402
225-109J-52S	Bulkhead Jack for RG-405
225-104J-52S	Jack for RG-402
225-105J-52S	Jack for RG-405
225-100J-52S	4-Hole Flange Jack for RG-402
225-102J-52S	4-Hole Flange Jack for RG-405
225-106P-52A	Right-Angle Plug for RG-402
225-107P-52A	Right-Angle Plug for RG-405
225-101P-52S	Straight Plug for RG-402
225-103P-52S	Straight Plug for RG-405

Adapters

Part Number	Description
AD-716P225J-1	2.2-5 Jack Adapter to 7/16 Plug
AD-4310J225P-1	2.2-5 Plug to 4.3/10 Jack Adapter
AD-NJ225P-1	2.2-5 Plug to Type-N Jack Adapter
AD-716J225P-1	2.2-5 Plug to 7/16 Jack Adapter

Excellent PIM Performance <- 166 dBc



Amphenol® RF

Technical Specifications

Electrical

Impedance	50 Ω	
Frequency Range	DC - 20 GHz	
Dielectric Withstanding Voltage	1500 VRMS	
PIM (Passive Intermodulation)	- 166 dBc @ 2 x 20 W	
Return Loss	Interface	DC-3 GHz: 38 dB, 3-6 GHz: 36 dB
	Cable Connector (typ)	DC-4 GHz: 33 dB, 4-6 GHz: 30 dB
Power Handling	250 W (2 GHz) @ 40°C	

Mechanical

Mating Cycles	100 Min
Recommended Torque (Screw Type)	3 Nm

Environmental

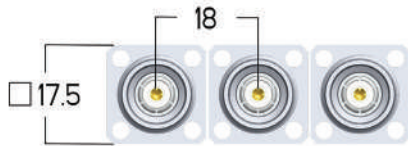
Temperature Range	-40°C to +85°C
-------------------	----------------

Materials

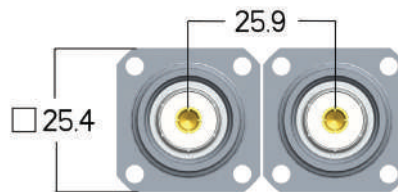
Body	Brass, Albaloy Plating
Insulator	PTFE, Natural
Inner Contact	Beryllium Copper, Silver Plating
Outer Contact	Beryllium Copper, Albaloy Plating

Size Comparison

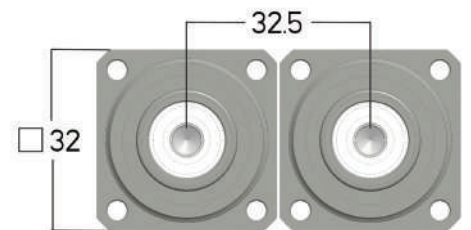
2.2-5 Series



4.3/10 Series



7/16 Series



Amphenol RF

Four Old Newtown Road
Danbury, CT 06810

For more information visit www.amphenolrf.com
or call 800.627.7100