



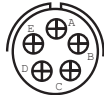



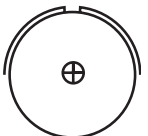
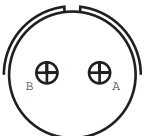
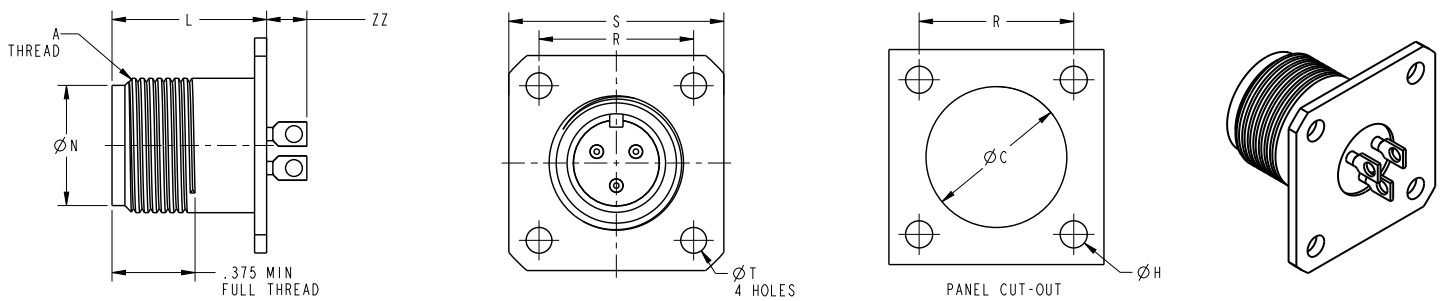


5015 Series Hermetic Insert Arrangements

Insert Arrangement	10SL-3	10SL-4	12-5	14S-2	14S-5
	 Front of Socket Ins	 Front of Socket Ins			
Service Rating	A	A	D	Inst.	Inst.
Number of Contacts	3	2	1	4	5
Contact Size	16	16	12	16	16

Insert Arrangement	14S-6	14-3	16S-1	16S-3	16S-4
					
Service Rating	Inst.	A	A	B	D
Number of Contacts	6	1	7	1	2
Contact Size	16	8	16	16	16

5015 Hermetic Box Mount Receptacle (Shell Code: 02H)



Shell Size	S ±.010	R ±.005	Ø T +.004 -.002	A Thread Class 2A	Ø N +.007 -.000	L +.008 -.000	ZZ MAX	Ø C ±.004	Ø H ±.004
10SL	25.4	18.26	3.05	.6250-24 UNEF	14.20	18.26	5.56	16.64	3.2
12S	27.79	20.62	3.05	.7500-20 UNEF	17.07	18.26	5.56	19.81	3.2
14S	30.18	23.01	3.05	.8750-20 UNEF	20.24	18.26	5.56	22.99	3.2
16S	32.54	24.61	3.05	1.0000-20 UNEF	23.42	18.26	5.56	26.16	3.2

5015 Series Hermetic How to Order

ACS	N		02H		10SL	4	P		W				
Connector Type	Shell Material and Plating		Shell Style		Shell Size	Insert Arrangement	Contact Type		Insert Rotation	Contact Plating		Other Suffix	
	Omit for Carbon Steel	Standard - Carbon Steel, Matte Tin	02H	Box Mount Receptacle	10SL	See page 10	P	Pin - Solder	N Normal / None	Omit	Standard - Matte Tin	023	Stainless Steel Shell (N) with Nickel Plating
	N	Stainless Steel - Passivated			12		X	Pin contacts w/ eyelet	W	A31	Gold Plating-15U"	Consult Amphenol Industrial Operations for more options	
					14S		C	Pin - PC Tail	X				
					16S				Y				
									Z				

Example: ACS N 02H 10SL 4 PW

Box mount receptacle, shell is stainless steel with passivated plating, insert arrangement 10SL-4, solder pin contacts, W insert rotation, matte tin contact plating.