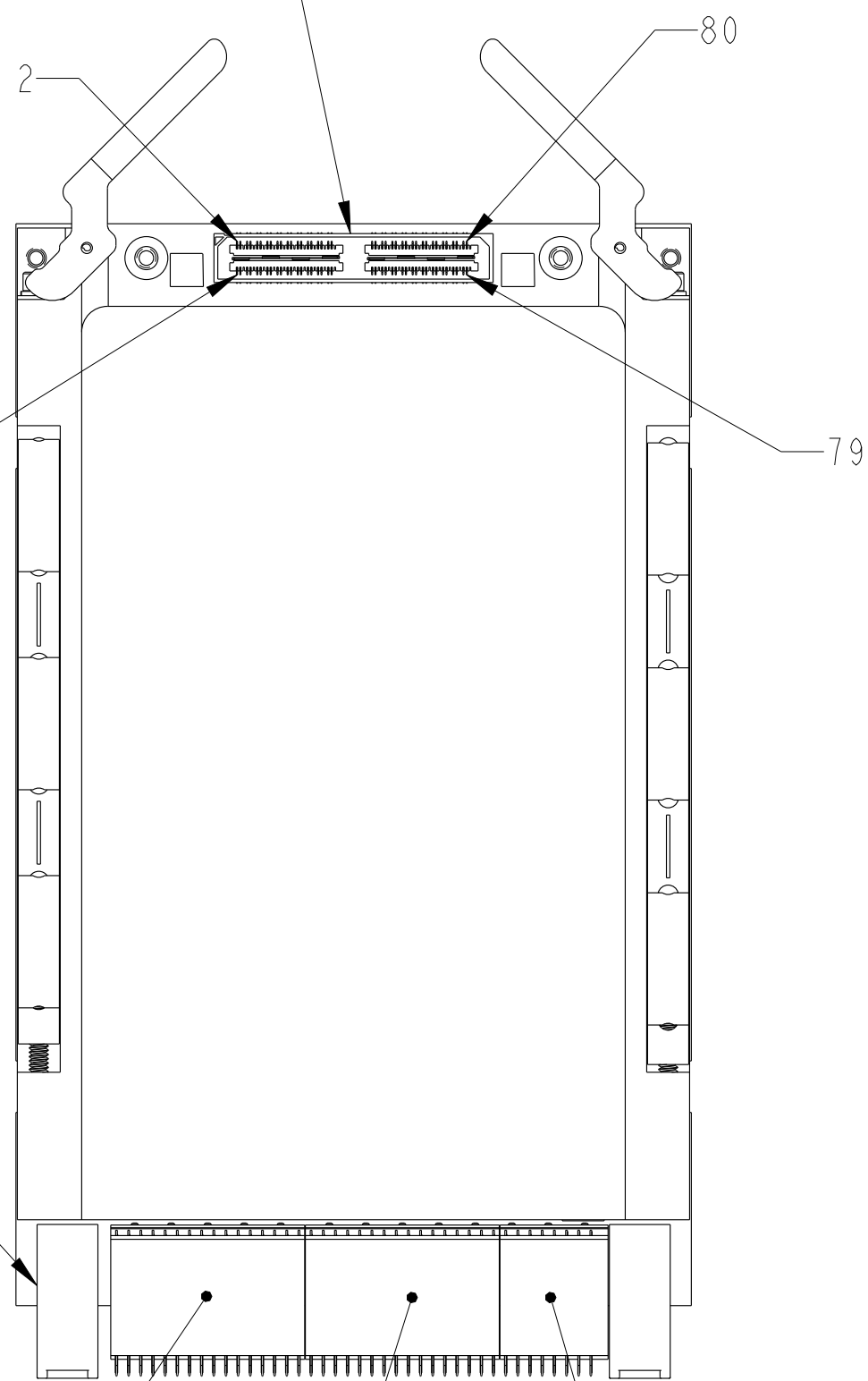


REV. A	SHEET 1 OF 3	DOCUMENT NO. CF-020400-059
REVISIONS M		
LTR	DESCRIPTION	DATE
A	INITIAL RELEASE	08/18/20


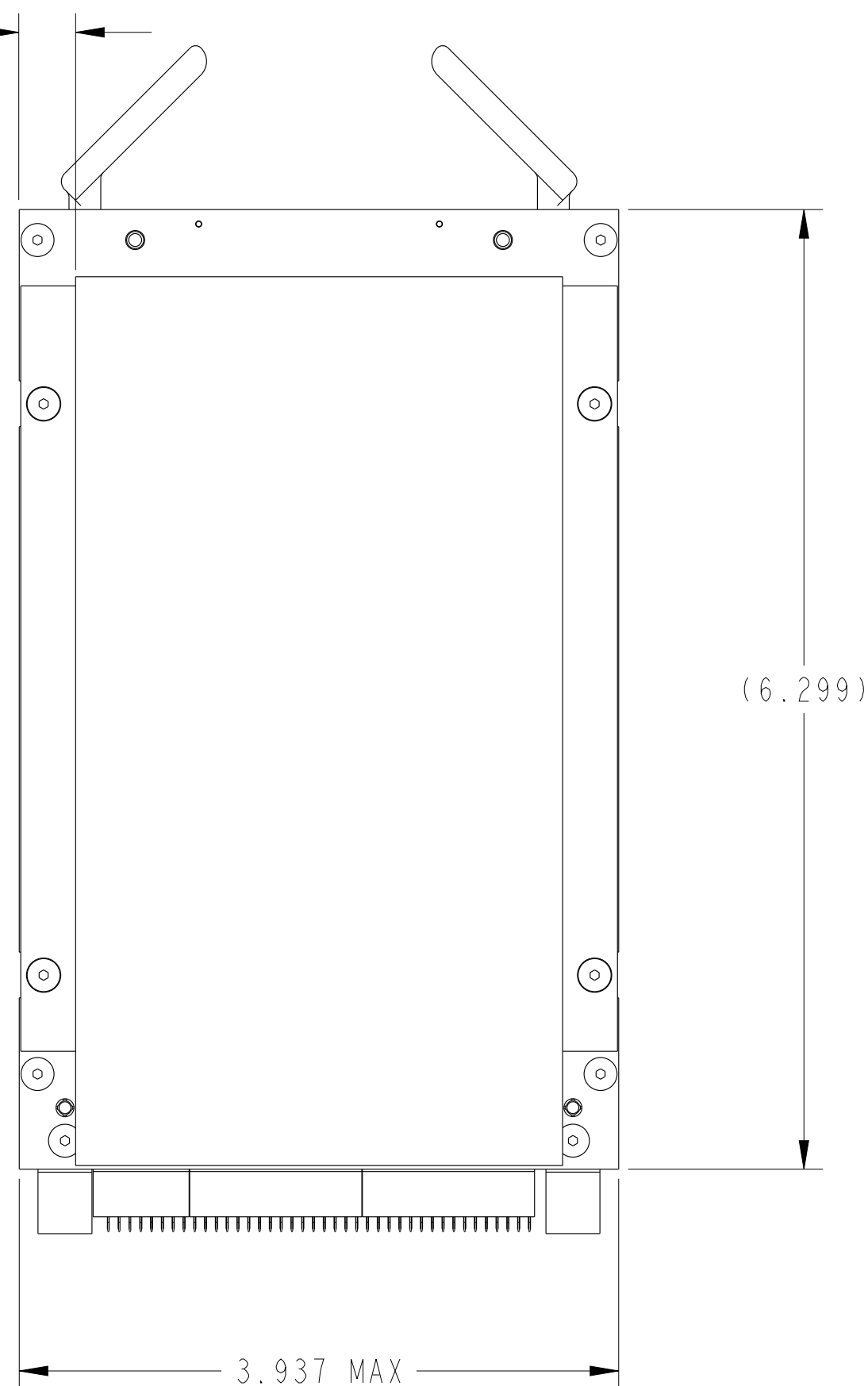
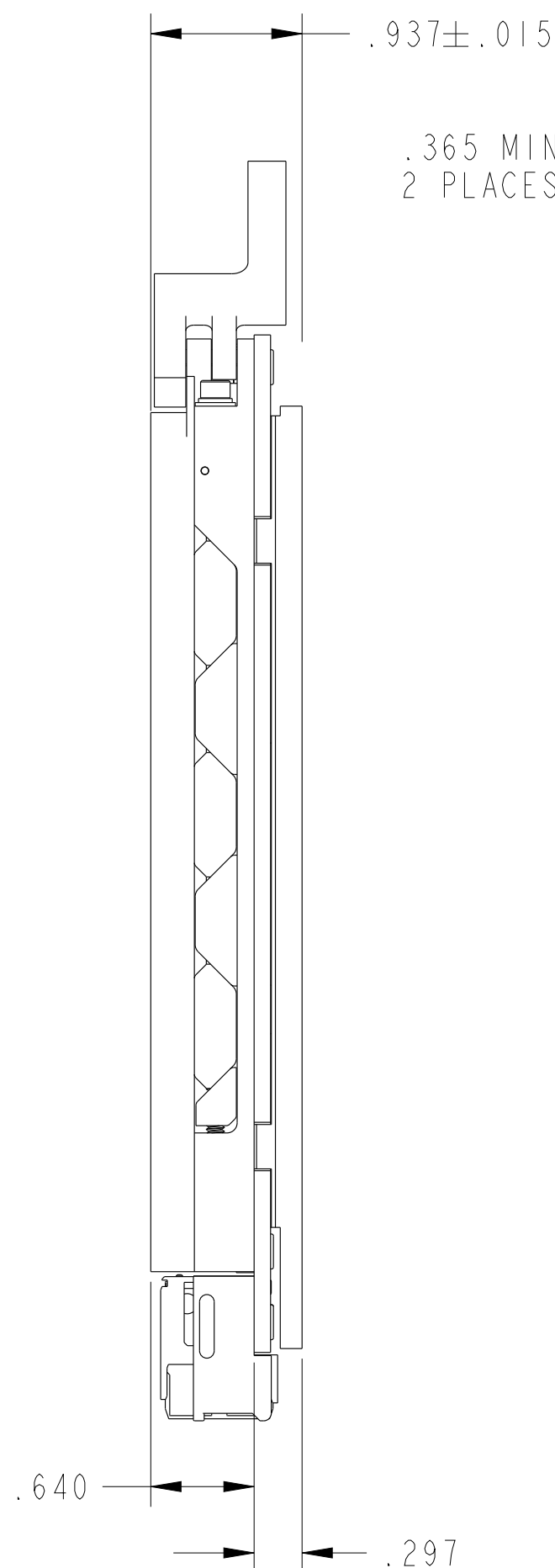
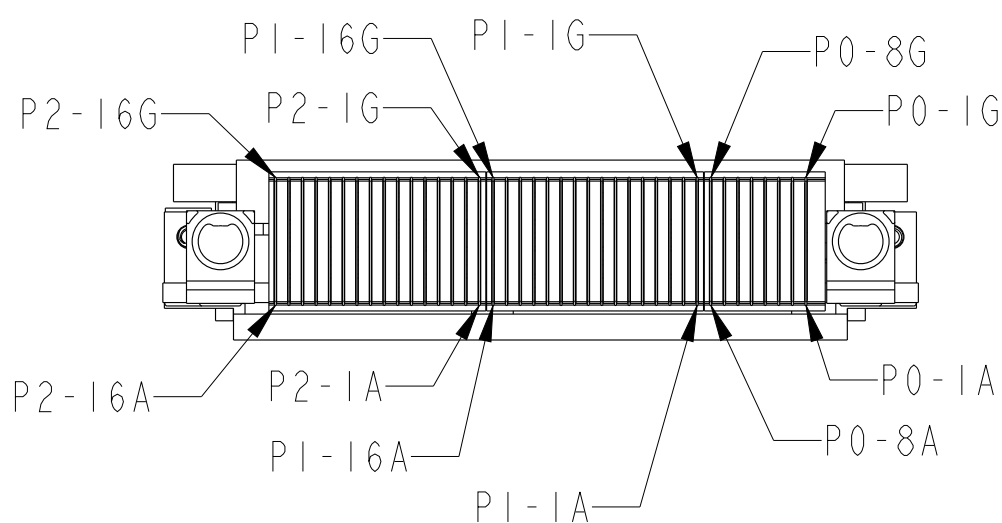
J2 CONNECTOR



P2 CONNECTOR

P1 CONNECTOR

P0 CONNECTOR



**ATTENTION**  
OBSERVE PRECAUTIONS  
FOR HANDLING  
ELECTROSTATIC  
SENSITIVE  
DEVICES

SEE SHEET 3

NOTES:

THE USE OF THIS DOCUMENT IS UNLIMITED.  
HOWEVER, DOCUMENTS REFERENCED HEREON  
MAY CONTAIN LIMITED RIGHTS DATA.

RELEASED / Aug. 20 2020, 3:13:17 PM

DOCUMENT NO. CF-020400-059

SHEET 1 OF 3

REV. A

PRO/ENGINEER INFORMATION  
Pro/e Model Used:  
CF-020400-059.ASSEM  
Drawing Name:  
CF-020400-059

NONE  
NEXT ASSEMBLY

UNLESS OTHERWISE SPECIFIED		SPECIFICATIONS	POS	QTY	PART NUMBER	DESCRIPTION	NOTE
LINEAR DIMENSIONS ARE IN INCHES TOLERANCES: .XXXX = ±.0005 ANGLES= ±2° .XXX = ±.010 .XX = ±.03 .X = ±.1		MATERIAL SPEC. NONE	APPROVALS		DATE		PARTS LIST <b>AMPHENOL CORPORATION</b> 40-60 DELAWARE AVENUE SIDNEY, N.Y. 13858 <b>3U VPX SWITCH</b> <b>CONDUCTION COOLING</b> <b>40 PORTS</b>
DIM. & TOL. PER ASME Y14.5M; DRM PER MIL-STD-31000; OTHER Amphenol Stds. PER 9-3800		PROCESS SPEC. 9-9172-3	PREPARED BY W. LEE	DATE 17-Aug-20	CAGE CODE <b>77820</b>		
LEGENDS: =FLAG NOTE CALL OUT REFERENCE ONLY		THIRD ANGLE PROJECTION	ENGINEER IN CHARGE W. LEE	DESIGN MANAGER J. ROTHROCK	DOCUMENT NO. <b>CF-020400-059</b>		
			DESIGN ACTIVITY GROUP CI		REV. <b>A</b>		
			SCALE: 1.0		REF. CF-020400-026		SHEET 1 OF 3

DOCUMENT NO. CF-020400-059

SHEET 1 OF 3

REV. A

C

B

A

FORMAT: C-0-E-1

D

C

VERSION I

REVISION A

Eng. PDM Information For Reference Only

REV. A

SHEET 1 OF 3

DOCUMENT NO. CF-020400-059

### P0 I/O CHART

	G	F	E	D	C	B	A
1	+12V	+12V	+12V	NC	+3.3V	+3.3V	+3.3V
2	+12V	+12V	+12V	NC	+3.3V	+3.3V	+3.3V
3	+5V	+5V	+5V	NC	+5V	+5V	+5V
4	NC	NC	GND	NC	GND	YSRST#	NC
5	NC	NC	GND	NC	GND	NC	NC
6	NC	NC	GND	NC	GND	NC	NC
7	SWITCH JTAG_TCLK(NC)	GND	SWITCH JTAG_TDO(NC)	SWITCH JTAG_TDI(NC)	GND	SWITCH JTAG_TMS(NC)	NC
8	GND	NC	NC	GND	NC	NC	GND

### P1 I/O CHART

	G	F	E	D	C	B	A
1	SWITCH_USB_D+	GND	P1_10G-KR_TX#	P1_10G-KR_TX	GND	P1_10G-KR_RX#	P1_10G-KR_RX
2	GND	P2_10G-KR_TX#	P2_10G-KR_TX	GND	P2_10G-KR_RX#	P2_10G-KR_RX	GND
3	SWITCH_USB_D-	GND	P3_10G-KR_TX#	P3_10G-KR_TX	GND	P3_10G-KR_RX#	P3_10G-KR_RX
4	GND	P4_10G-KR_TX#	P4_10G-KR_TX	GND	P4_10G-KR_RX#	P4_10G-KR_RX	GND
5	SWITCH_XSMI_MDIO	GND	P5_10G-KR_TX#	P5_10G-KR_TX	GND	P5_10G-KR_RX#	P5_10G-KR_RX
6	GND	P6_10G-KR_TX#	P6_10G-KR_TX	GND	P6_10G-KR_RX#	P6_10G-KR_RX	GND
7	SWITCH_XSMI_MDC	GND	P7_10G-KR_TX#	P7_10G-KR_TX	GND	P7_10G-KR_RX#	P7_10G-KR_RX
8	GND	P8_10G-KR_TX#	P8_10G-KR_TX	GND	P8_10G-KR_RX#	P8_10G-KR_RX	GND
9	SWITCH_I2C_SDA	GND	P9_10G-KR_TX#	P9_10G-KR_TX	GND	P9_10G-KR_RX#	P9_10G-KR_RX
10	GND	P10_10G-KR_TX#	P10_10G-KR_TX	GND	P10_10G-KR_RX#	P10_10G-KR_RX	GND
11	SWITCH_I2C_SCL	GND	P11_10G-KR_TX#	P11_10G-KR_TX	GND	P11_10G-KR_RX#	P11_10G-KR_RX
12	GND	P12_10G-KR_TX#	P12_10G-KR_TX	GND	P12_10G-KR_RX#	P12_10G-KR_RX	GND
13	CPU_RS232_TXD	GND	P13_10G-KR_TX#	P13_10G-KR_TX	GND	P13_10G-KR_RX#	P13_10G-KR_RX
14	GND	P14_10G-KR_TX#	P14_10G-KR_TX	GND	P14_10G-KR_RX#	P14_10G-KR_RX	GND
15	CPU_RS232_RXD	GND	P15_10G-KR_TX#	P15_10G-KR_TX	GND	P15_10G-KR_RX#	P15_10G-KR_RX
16	GND	P16_10G-KR_TX#	P16_10G-KR_TX	GND	P16_10G-KR_RX#	P16_10G-KR_RX	GND

### J2 I/O CHART

ID	SIGNAL	ID	SIGNAL	ID	SIGNAL	ID	SIGNAL
1	P1_10G-T_DA+	2	P1_10G-T_DB+	41	P5_10G-T_DA+	42	P5_10G-T_DB+
3	P1_10G-T_DA-	4	P1_10G-T_DB-	43	P5_10G-T_DA-	44	P5_10G-T_DB-
5	P1_10G-T_DC+	6	P1_10G-T_DD+	45	P5_10G-T_DC+	46	P5_10G-T_DD+
7	P1_10G-T_DC-	8	P1_10G-T_DD-	47	P5_10G-T_DC-	48	P5_10G-T_DD-
9	+5V	10	GND	49	+5V	50	GND
11	+5V	12	GND	51	+5V	52	GND
13	P2_10G-T_DA+	14	P2_10G-T_DB+	53	P6_10G-T_DA+	54	P6_10G-T_DB+
15	P2_10G-T_DA-	16	P2_10G-T_DB-	55	P6_10G-T_DA-	56	P6_10G-T_DB-
17	P2_10G-T_DC+	18	P2_10G-T_DD+	57	P6_10G-T_DC+	58	P6_10G-T_DD+
19	P2_10G-T_DC-	20	P2_10G-T_DD-	59	P6_10G-T_DC-	60	P6_10G-T_DD-
21	P3_10G-T_DA+	22	P3_10G-T_DB+	61	P7_10G-T_DA+	62	P7_10G-T_DB+
23	P3_10G-T_DA-	24	P3_10G-T_DB-	63	P7_10G-T_DA-	64	P7_10G-T_DB-
25	P3_10G-T_DC+	26	P3_10G-T_DD+	65	P7_10G-T_DC+	66	P7_10G-T_DD+
27	P3_10G-T_DC-	28	P3_10G-T_DD-	67	P7_10G-T_DC-	68	P7_10G-T_DD-
29	+3.3V	30	GND	69	+3.3V	70	GND
31	+3.3V	32	GND	71	+3.3V	72	GND
33	P4_10G-T_DA+	34	P4_10G-T_DB+	73	P8_10G-T_DA+	74	P8_10G-T_DB+
35	P4_10G-T_DA-	36	P4_10G-T_DB-	75	P8_10G-T_DA-	76	P8_10G-T_DB-
37	P4_10G-T_DC+	38	P4_10G-T_DD+	77	P8_10G-T_DC+	78	P8_10G-T_DD+
39	P4_10G-T_DC-	40	P4_10G-T_DD-	79	P8_10G-T_DC-	80	P8_10G-T_DD-
G1	GND	G2	GND	G5	GND	G6	GND
G3	GND	G4	GND	G7	GND	G8	GND

### P2 I/O CHART

	G	F	E	D	C	B	A
1	CPU_DEBUG_1G-T_DA	GND	P17_10G-KR_TX#	P17_10G-KR_TX	GND	P17_10G-KR_RX#	P17_10G-KR_RX
2	GND	P18_10G-KR_TX#	P18_10G-KR_TX	GND	P18_10G-KR_RX#	P18_10G-KR_RX	GND
3	CPU_DEBUG_1G-T_DA#	GND	P19_10G-KR_TX#	P19_10G-KR_TX	GND	P19_10G-KR_RX#	P19_10G-KR_RX
4	GND	P20_10G-KR_TX#	P20_10G-KR_TX	GND	P20_10G-KR_RX#	P20_10G-KR_RX	GND
5	CPU_DEBUG_1G-T_DB	GND	P21_10G-KR_TX#	P21_10G-KR_TX	GND	P21_10G-KR_RX#	P21_10G-KR_RX
6	GND	P22_10G-KR_TX#	P22_10G-KR_TX	GND	P22_10G-KR_RX#	P22_10G-KR_RX	GND
7	CPU_DEBUG_1G-T_DB#	GND	P23_10G-KR_TX#	P23_10G-KR_TX	GND	P23_10G-KR_RX#	P23_10G-KR_RX
8	GND	P24_10G-KR_TX#	P24_10G-KR_TX	GND	P24_10G-KR_RX#	P24_10G-KR_RX	GND
9	CPU_DEBUG_1G-T_DC	GND	P25_10G-KR_TX#	P25_10G-KR_TX	GND	P25_10G-KR_RX#	P25_10G-KR_RX
10	GND	P26_10G-KR_TX#	P26_10G-KR_TX	GND	P26_10G-KR_RX#	P26_10G-KR_RX	GND
11	CPU_DEBUG_1G-T_DC#	GND	P27_10G-KR_TX#	P27_10G-KR_TX	GND	P27_10G-KR_RX#	P27_10G-KR_RX
12	GND	P28_10G-KR_TX#	P28_10G-KR_TX	GND	P28_10G-KR_RX#	P28_10G-KR_RX	GND
13	CPU_DEBUG_1G-T_DD	GND	P29_10G-KR_TX#	P29_10G-KR_TX	GND	P29_10G-KR_RX#	P29_10G-KR_RX
14	GND	P30_10G-KR_TX#	P30_10G-KR_TX	GND	P30_10G-KR_RX#	P30_10G-KR_RX	GND
15	CPU_DEBUG_1G-T_DD#	GND	P31_10G-KR_TX#	P31_10G-KR_TX	GND	P31_10G-KR_RX#	P31_10G-KR_RX
16	GND	P32_10G-KR_TX#	P32_10G-KR_TX	GND	P32_10G-KR_RX#	P32_10G-KR_RX	GND

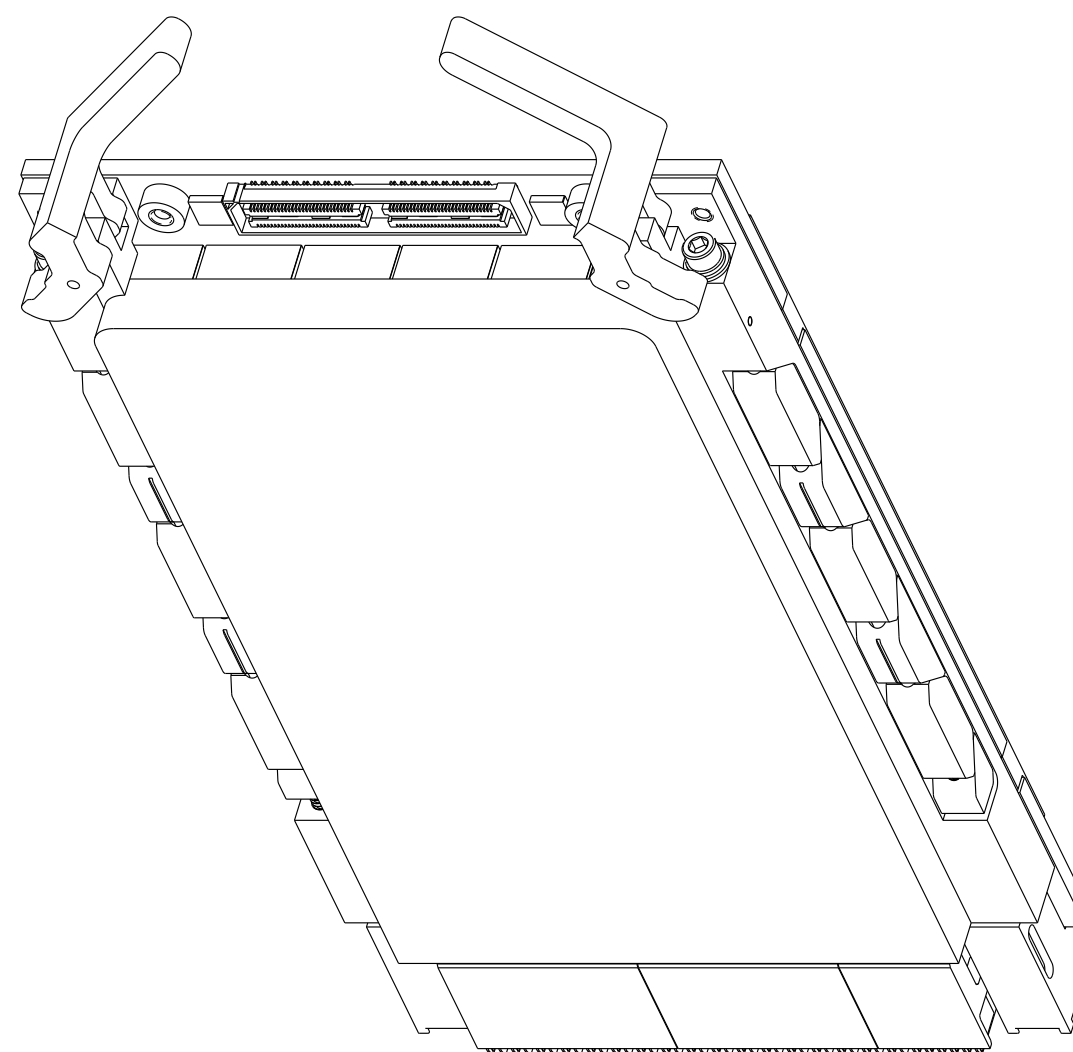
SEE SHEET 3

#### NOTES:

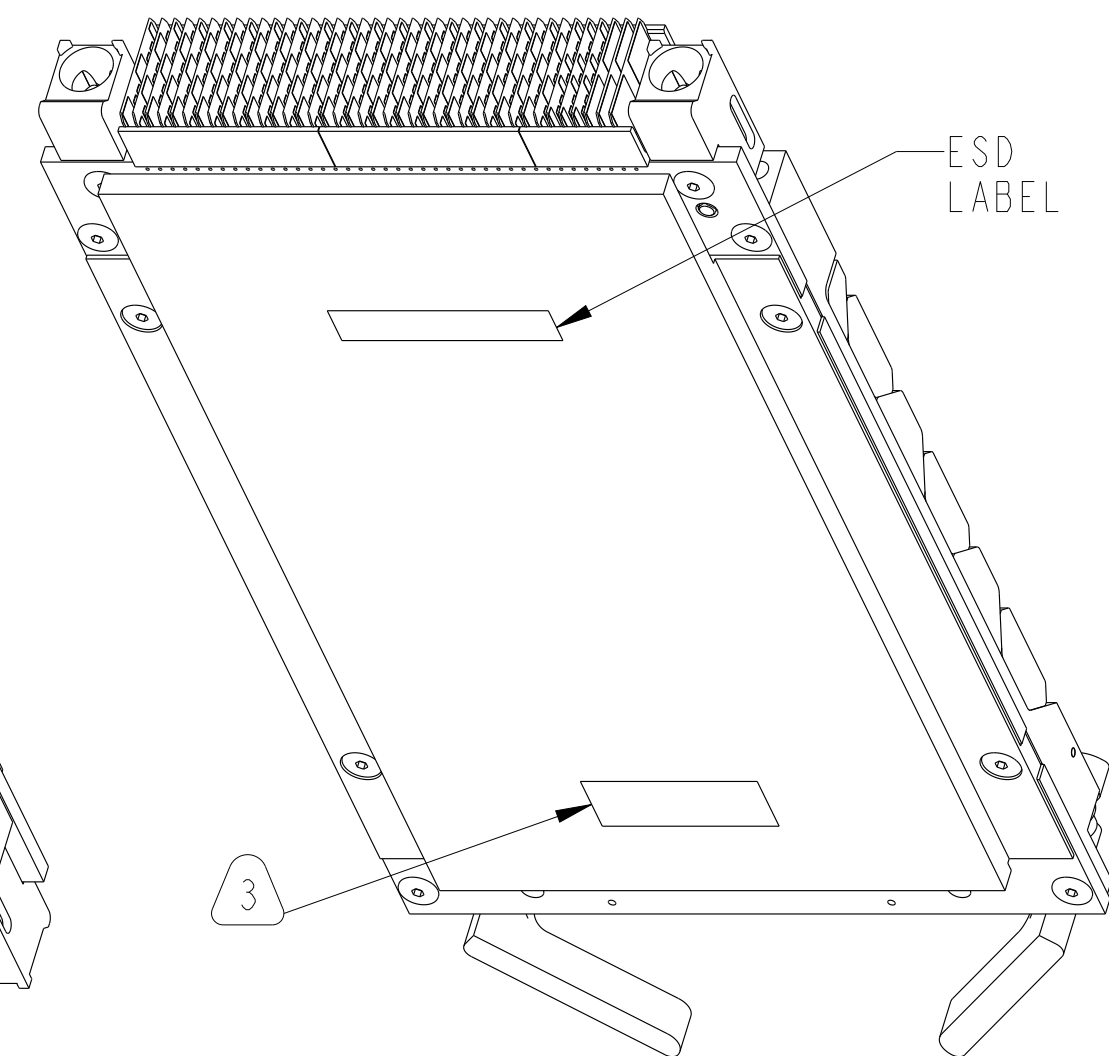
THE USE OF THIS DOCUMENT IS UNLIMITED. HOWEVER, DOCUMENTS REFERENCED HEREON MAY CONTAIN LIMITED RIGHTS DATA.

RELEASED / Aug. 20 2020, 3:13:18 PM

SIZE <b>C</b>	CAGE CODE <b>77820</b>	DOCUMENT NO. <b>CF-020400-059</b>	REV. <b>A</b>
SCALE: 1.0		REF: CF-020400-026	SHEET 2 OF 3



**TOP ISOMETRIC VIEW**  
SCALE 1.000



**BOTTOM ISOMETRIC VIEW**  
SCALE 1.000

6. J2 CONNECTOR MATING CABLE:  
SAMTEC HQDP-040-( )-TTR-( )-( )-( )  
(PARENTHESIS TO BE FILLED PER SAMTEC HQDP DATASHEET FOR DESIRED TYPE)

5. OPERATING TEMPERATURE: -40°C TO +85°C

4. MARKING ON LABEL MAY DIFFER FROM DRAWING BASED ON CUSTOMER SPECIFIC ORDER REQUIREMENTS.

3. MARK LABEL WITH "AMPHENOL", PART NUMBER, AND SEVEN DIGIT SERIAL NUMBER AND ATTACH ON INDICATED SURFACE. SERIAL NUMBER PER 9-9172-3

EXAMPLE: FOR ASSEMBLY NUMBER 7 BUILT ON OCT 20 (WEEK 43), 2020  
AMPHENOL  
CF-020400-059  
2043007

2. PACKAGE PER PRODUCTION PROCESS SHEET.

1. ASSEMBLY CONTAINS ELECTROSTATIC DISCHARGE (ESD) SENSITIVE COMPONENTS. ASSEMBLY SHALL BE HANDLED, PACKAGED, AND SHIPPED TO MEET REQUIREMENTS OF ANSI/ESD-S-20.20 AND IPC-A-610.

**NOTES:**

THE USE OF THIS DOCUMENT IS UNLIMITED. HOWEVER, DOCUMENTS REFERENCED HEREON MAY CONTAIN LIMITED RIGHTS DATA.

RELEASED / Aug. 20 2020, 3:13:18 PM